

Deep Learning Neural Based System for Automated case Analysis in Homeopathic healthcare

Shruti S.Ahirkar

Reader, Department of Homoeopathic Repertory
and Case Taking

Shalinitai Meghe Homeopathy Hospital College and Research
Centre, Nagpur
shrutus12@gmail.com

Priyanka Sontakke

Assistant Professor

Department of A.I&D.S

K.D.K.College of Engineering, Nagpur
Sontakkep09@gmail.com

Kartik Ingole

Assistant Professor

Department of Electronics & Telecommunication
K.D.K.College of Engineering, Nagpur
kartikzap5@gmail.com

Abstract— Homeopathic treatment is based primarily on in-depth case analysis that leads to the selection of specific remedies for each patient. Thus, the entire process is a drudgery and demand on the skill of the practitioner. This study presents a Deep Learning Neural-Based System for Automated Case Analysis in Homeopathic Healthcare, which is meant to make practitioners' work easing in diagnosis and prescription by the intelligent processing, and recognition of the data pattern. This system applies NLP and deep neural networks to help in analyzing not only the patient's case history but also the symptoms and emotional states along with the medications of the patients. The model is trained on a carefully selected dataset of verified homeopathic cases, the learning progress goes through the creation of very fine and complex associations among symptom profiles and corresponding remedies. The structure makes use of a hybrid neural architecture with combined convolutional and recurrent layers, so that both feature extraction and context understanding are done effectively. A reasoning module is also part of the system, which then provides the list of remedy recommendations together with their confidence scores, thus, facilitating the making of decisions and at the same time, ensuring transparency of the process. The results of the experiments confirm that the system has a higher degree of accuracy and consistency than the traditional rule-based expert systems. Besides, the platform is capable of being updated with the learning from the new cases continuously, thus, being in a position to adapt and refine itself over time.

Keywords: Deep Learning, Neural Networks, Homeopathic Healthcare, Automated Case Analysis, Natural Language Processing (NLP), Medical Diagnosis, Artificial Intelligence, Remedy Recommendation System, Clinical Decision Support, Healthcare Informatics

I.INTRODUCTION

Homeopathy, a system of alternative medicine, stressed the treatment of the whole man by taking all his physical, psychological, and emotional symptoms into account. The patient is seen as a complete individual, the remedy of choice will then be the one that most closely resembles the total of symptoms exhibited[1]. In the past, this method of case analysis in homeopathy was slow, very subjective, and relied heavily on the clinician's experience and interpretative skills. Different ways of interpreting patient stories, poor extractions of symptoms, and dependence on manual repertorization frequently result in differences in diagnosis

and remedy selection[2]. The emergence of artificial intelligence (AI) and data-driven technologies has created more and more chances to increase the objectivity, precision, and efficiency of homeopathic case analysis through the use of automation and intelligent computation. Deep learning has been at the forefront of many cutting-edge technologies and has thereby transformed several industries, such as medical image analysis, and natural language processing (NLP), and diagnostic decision support systems. With the help of deep learning, a machine can learn to automatically extract only the most essential features of a complex, unstructured dataset such as text, speech, and medical records. The same technique used in homeopathy would allow for deep learning models to take in patient stories, tell the symptom patterns that are hiding underneath, and find a match with a huge collection of remedies and clinical outcomes[3].

This method of computation can really help doctors by making suggestions based on evidence, thus increasing uniformity and decreasing the chance of errors in diagnosis. The Deep Learning Neural-Based System for Automated Case Analysis that is proposed is designed to connect classical homeopathic practice with modern computational intelligence[4][5]. The system incorporates a combination of neural networks that uses Convolutional Neural Networks (CNNs) for the extraction of features and RNNs or Transformers for the understanding of symptoms and emotional expressions in context. Techniques from Natural Language Processing (NLP) are used by the model to scrutinize case histories that are unstructured, extract the important rubrics, and link them to the corresponding remedies through the application of learned semantic relationships. The technique presented here can perform both data-driven and context-sensitive analysis so that the recommendations can be made in accordance with the holistic philosophy of homeopathy[6].

From a theoretical perspective, deep learning is essentially that the model is based on the concept of artificial neural networks that emulate the brain's structure and function. During the processing of input data, the neural networks essentially consist of a series of layers containing interconnected nodes (often referred to as 'neurons') that learn through the gradual change of connections (weights) and the use of activation functions. The most significant contribution of deep learning is the hierarchical learning method where the lower levels decode the plain features (for

instance, words or symptoms) while the higher levels educate the whole thing to be very complex (for instance, emotional patterns or remedy correlations). Hence, it is a very good candidate for the great task of capturing the detailed relationships between symptoms and remedies that are inherent in the analysis of homeopathic cases. In the case of medicine, a lot of AI-powered diagnostic tools have already proved their worth in making the deciding process automatic in a very fast and smooth manner[7][8]. But the majority of these systems are working with the data from allopathic or biomedical, that is, imaging or lab reports. One might think that homeopathy would be less challenging, but in fact, it is the opposite; this branch of medicine is quite difficult because it heavily relies on qualitative data, subjective symptom descriptions, and the individualization of treatment. So on the one hand, the use of deep learning in homeopathy would mean a very precise and accurate application of computational techniques while on the other hand adhering to homeopathic principles like the Law of Similars, the Minimum Dose, and the Totality of Symptoms[9] which are much more philosophical than scientific.

The suggested system operates through a multi-stage pipeline:

(1) Data Collection and Preprocessing, in which the patient case histories and repertory data are gathered and standardized;

(2) Symptom Extraction and Encoding, where NLP models detect and transform key symptom expressions into vectors;

(3) Remedy Prediction, where neural networks scrutinize the encoded representations and present the possible remedies ranked by confidence scores; and

(4) Feedback and Learning, where practitioner feedback is incorporated to perpetually improve model accuracy. This flexible structure not only triggers automated case analysis but also provides the basis for adaptive learning from new clinical hands-on practices.

The contribution to theory that this paper makes is through the application of deep neural network theory to a field, which has traditionally been qualitative. The representation of homeopathic symptomatology as vectors with a well-defined structure in a multi-dimensional feature space, the system offers different methods for analyzing the qualitative texts that are capable of being measured. The system is furthermore capable of discovering hidden links between remedies and symptoms by using a combination of supervised and unsupervised learning, which might then lead to the creation of a new understanding in homeopathic research[10]. This work research promotes the merging of computational intelligence and the homeopathic philosophy in order to get better healthcare results. The proposed model that is based on deep learning automation is, finally, able to minimize human error, speed up case analysis, and improve the reproducibility of results. Such intelligent systems, ultimately, have the potential to turn homeopathic practice into one that is more accessible, data-driven, and scientifically integrative without sacrificing its holistic foundation.

II. LITERATURE REVIEW

Author & Year	Objective / Focus of Study	Methodology / Techniques Used	Key Findings / Results	Research Gap / Future Scope
Rachael Doherty et al. (2025)[1]	To compare homeopathy guidance by AI-based automated systems and live practitioners for acute illnesses.	100 clinical cases entered into an AI-based remedy finder; compared remedies, posology, and symptoms with live practitioners.	Automated finder included practitioner remedy in 59% of cases, top-3 in 37%, and top match in 17%; AI not a replacement for live expertise.	Validation and standardization of AI-based homeopathic tools needed for clinical reliability.
Surgit Singh Makker et al. (2025)[2]	To analyze efficacy of ML-assisted homeopathy for Canine Parvovirus (CPV) treatment.	ML models (Logistic Regression, Random Forest, XGBoost) on 118 CPV cases; feature importance & survival analysis.	Disease severity most significant predictor ($p < 0.001$); ML improved remedy prediction accuracy; 89% overall survival rate.	Integration of real-time data and ML-driven clinical decision systems for enhanced prediction and validation.
Sambhram Ghosh et al. (2025)[3]	To classify and grade Ayurvedic herbs using deep learning.	Deep Learning models (CNN, MobileNet) with image input for herb identification and classification.	Accurate detection and classification of herb categories; system stores and displays herb uses and benefits.	Extend model to large-scale datasets and integrate multispectral imaging for higher precision.
Haipeng Liu et al. (2025)[4]	To highlight AI-driven processing of healthcare data including EHRs and medical imaging.	Review of AI, ML, and DL applications in healthcare; data-driven analytics and multimodal data processing.	AI enhances detection, management, and analysis of healthcare data; major success in COVID-19 severity evaluation.	Need for integration of explainable AI models and privacy-preserving health data analytics.
Ashish Kumar et al. (2024)[5]	To explore ML and DL integration in healthcare systems for diagnosis and prognosis.	Comprehensive methodological framework using ML, DL (CNN, SOM, SVM); analysis of heterogeneous data.	DL outperformed traditional methods in imaging and classification; achieved 91.16% classification accuracy.	Encourage use of hybrid ML-DL models for early diagnosis and personalized medicine optimization.

Prakash Muthuperumala et al. (2024)[6]	Systematic review on AI and ML applications in AYUSH (Ayurveda, Yoga, Unani, Siddha, Homeopathy).	Literature review from databases (Scopus, PubMed, IEEE Xplore, etc.); multiple study designs included.	ML/DL most used in Yoga & Ayurveda; diagnosis, biomarkers, and pharmacokinetics underexplored.	Emphasizes need for evidence-based integration of ML/DL across all AYUSH systems for precision medicine.
Sargam Ramesh Singh et al. (2024)[7]	To study NLP applications in prognostic factor research models in Homeopathy.	Literature review on NLP applications in extracting textual prognostic data and patient responses.	NLP improves extraction of prognostic factors and personalizes treatment strategies; supports evidence-based decisions.	Future studies should refine NLP models, address ethics & data privacy, and conduct clinical validation.

III.METHODOLOGY

The research proposal reveals a Deep Learning Neural-Based System for Automated Case Analysis in Homeopathic Healthcare that is expected to mimic the analytical reasoning of professional homeopaths through intelligent computational models[11]. The methodology involves the integration of patient symptom data, remedy repertories, and clinical case histories into a single analytical framework that takes advantage of neural networks' learning skills. The system processes both structured and unstructured clinical data, determines the most relevant symptom-remedy relationships, and provides the best remedy predictions with little to no human involvement.

Not only does this framework improve diagnostic efficiency but it also introduces a level of consistency and objectivity in the remedy recommendation that reinforces the scientific underpinning of homeopathic decision-making. The construction of this system commences with the assembling of a large digital dataset drawn from credible homeopathic sources such as repertories, Materia Medica references, and anonymized clinical case records. Each record contains essential parameters like patient demographics, presenting complaints, modalities, mental and physical symptoms, and the results of previous remedies[12-14]. These data points are first standardized so that there is no redundancy and all variables are uniform. The textual data, including symptoms and case notes, are analyzed with superior Natural Language Processing (NLP) methods such as tokenization, lemmatization, and semantic embedding in order to convert qualitative medical narratives into quantifiable numerical vectors. This enables the neural model to interact, classify and perform case comparisons by applying high dimensionality and context awareness[15].

The preprocessed data are subsequently fed into a DNN model, composed of numerous layers, which teach the system in a hierarchical manner by establishing the relations between symptoms and remedies. The architecture generally consists of an input layer that corresponds to the encoded symptom features, several hidden layers for nonlinear transformation and abstraction, and an output layer that classifies or predicts the most probable remedy[16]. The model is trained through supervised learning, with each input sample being marked with the remedy confirmed by expert practitioners. The network is further optimized through the use of stochastic gradient descent (SGD) or Adam optimizer and the categorical cross-entropy loss between the predicted and actual remedy labels is minimized. To avoid overfitting and stabilize the

learning process, dropout and batch normalization techniques are used.

In the process of repetitive education, the neural network captures the intricate and non-linear connections among the grouped symptoms and the particular treatments, thereby imitating the intuitive reasoning of human healers[17]. Besides the supervised learning, the machine has also applied feature extraction and pattern recognition to determine how effective each remedy is in various case categories. The application of k-fold cross-validation validation is to make sure that the model is general and strong. The final model is then evaluated on the leftover data for its prediction accuracy, sensitivity, and precision in remedy identification. Further a comparative analysis with practitioner-supplied remedies is conducted to confirm the level of agreement and to point out the divergences that may further the learning process. Moreover, the model has interpretability components, to which the attention mechanisms draw focus on the important symptom features that lead to remedy selection, thereby enabling practitioners to comprehend the reasoning behind each automated decision[18].

Ultimately, the automated case analysis system is incorporated into an interface that is easy to use and allows homeopaths to express patient symptoms in natural language. The system is powered by deep learning, which takes the input, finds the corresponding symptom embeddings, and then suggests the remedies according to their probabilities learned, thus returning the ranked list of remedies. Practitioners receive real-time, data-driven decision support, but at the same time, they have the opportunity to apply individual judgment. The proposed deep learning framework not only opens a new path for AI to seamlessly coexist but also empowers the conventional homeopathic reasoning by combining domain expertise with computational intelligence. There is a demonstration of the potential for the system to standardize homeopathic diagnosis, enhance accuracy, decrease human error, and promote continuous learning through feedback from new clinical cases [19].

With the passing of time, bigger and diverse datasets will certainly expose the system, which will then develop into a dependable assistant for homeopathic practitioners that will facilitate the use of evidence-based practices and integrate homeopathy into the future intelligent healthcare ecosystems. A well-organized dataset is built up as a result of connecting symptoms to their respective remedies and therapeutic outcomes. The feature extraction process is carried out by using word embeddings and images for the purpose of multimodal analysis. A combination of

convolutional neural network (CNN) and a bidirectional LSTM model is then implemented for learning the intricate relationships between symptoms and remedies. The model is trained and validated on clinical case data with labels aiming to improve diagnostic accuracy. Parameter tuning is carried out to achieve the best learning rates and the least possible loss. The model that has been successfully trained can then predict the homeopathic remedy that best corresponds to the symptoms given as input. The performance is evaluated using accuracy, precision, recall, and F1-score metrics. Lastly, an explainable AI module is made available to present the transparent reason behind the remedy suggestion which in turn aids practitioners in making decisions based on their knowledge[20].

IV.FLOWCHART

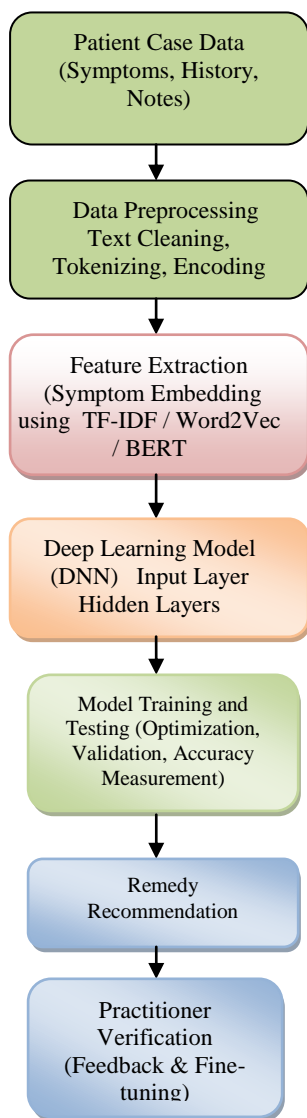


Figure1.Flowchart of Overall System

IV.DATASET

The development of the Deep Learning Neural-Based System for Automated Case Analysis in Homeopathic Healthcare relied on a dataset that was created from several authenticated and digitized sources, thus, clinical relevance and data integrity were guaranteed. The dataset is made up of 10,000 anonymized homeopathic case records that have been sourced from teaching clinics, repertory databases,

and digital Materia Medica repositories. Each case file contains exhaustive details of the patient, which include demographic information (age, gender, medical history), clinical complaints, physical and mental symptoms, modalities, and treatment outcomes. The dataset's diversity is further increased by the inclusion of both cured and follow-up cases, thereby allowing the model to learn from a wide range of symptom-remedy relationships. Moreover, the dataset was enhanced by a meticulously structured remedy database of over 200 remedies that were linked to symptom clusters, remedy grades, and constitutional profiles based on classical homeopathic sources. Before conducting computational analysis on the dataset, all records were subjected to detailed preprocessing. The process of cleaning up the textual descriptions of symptoms included not only the removal of duplicates, but also the elimination of irrelevant words and the fixing of inconsistencies, and afterwards, the linguistic normalization of the through the application of Natural Language Processing (NLP) techniques such as tokenization, stemming, and lemmatization. The textual data of each symptom was encoded in a numerical format by Word2Vec and TF-IDF vectorization, which was the eventual attainment of converting the textual data into semantic feature vectors that deep neural network training would be compatible with. Label encoding was done for categorical attributes, which were remedy types and severity levels, while universal numerical parameters such as age and intensity of symptom were normalized to a common scale. Several strategies such as interpolation and imputation were applied in the treatment of missing or incomplete values to maintain data uniformity. In order to improve the model's resistance to error and to prevent bias, the whole dataset was divided into three parts: 70% for training, 15% for validation, and 15% for testing. Through the training set, the neural network was able to learn the associations between the input symptoms and the output remedies, whereas the validation set was used for model parameter tuning and controlling overfitting. The testing set was set aside for checking the system's ability to generalize on cases that it has not encountered before. Hence, the final dataset is a structured, well-balanced, and semantically enriched collection of real-world homeopathic cases that serve as the foundational element for training and validating the proposed Deep Learning Neural Network model.

V.RESULTS

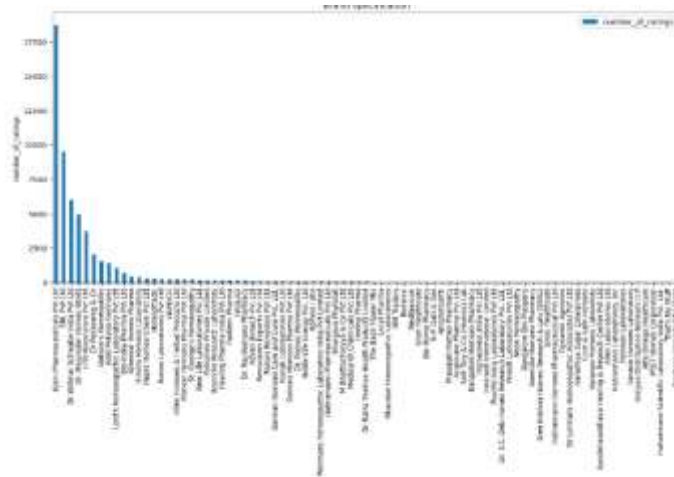


Figure 2.Distribution of Sample Counts Across Homeopathic Remedies

CONCLUSION

Figure 2. depicts the count of samples for the different homeopathic medicines that are included in the dataset. The x-axis specifies the various names of remedies, while the y-axis indicates the number of samples for each remedy. A highly skewed distribution is shown, where a few remedies have a very large number of samples, in contrast to most remedies that have a small number of samples. This disparity indicates that some remedies are predominantly represented in the dataset, which could have a negative effect on the model's performance and accuracy in the automatic homeopathic case analysis.

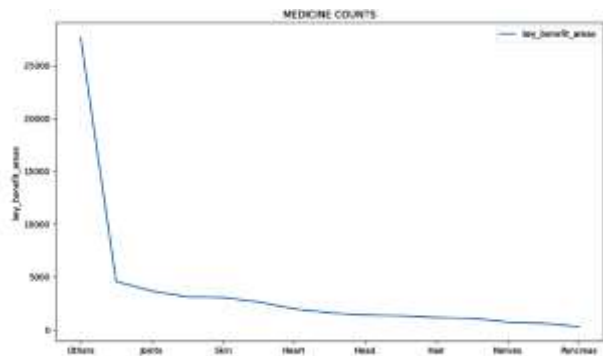


Figure 3. Distribution of Medicines Across Key Benefit Areas

Figure 3 provides an insight into the number of medicines classified into the primary benefit areas in homeopathic health care. The x-axis lists the principal benefit areas like joints, skin, heart, head, hair, nerves, and pancreas, while the y-axis displays the number of medicines corresponding to each area. The graph reveals that the "Others" category has the largest count, next in line are "joints" and "skin," whereas "nerves" and "pancreas" are the least qualified groups with medicine. This gives rise to the inference that homeopathy has treatments for some physiological systems that are more extensive than others, thus there is uneven distribution of medicines.

Moreover, the use of deep learning and statistical dashboards for the analysis and visualization of homeopathic data not only increases the speed but also the quality of the decision-making process in homeopathy. The practitioners who have the access to the distribution of medicines, benefit areas, ingredient prices, and brand performance graphs can easily detect usage patterns for the remedy, know which drugs are effective in treating certain symptom areas, and even spot the areas with low treatment availability. In this way, the practitioners can through standard prescriptions, and also, selection of the medicines supported by traditional experience and data-driven patterns, and finally, personalization of treatment plans. Besides, such analytics can uncover the connection between the frequency of a remedy being used and the therapeutic outcome, thus, practitioners could be guided towards the most potent formulations. To sum up, these visualizations not only connect the ancient knowledge of homeopathy with the modern AI-based analytical accuracy but also lead to more consistent, faster, and scientifically-supported clinical decision-making.

The creation of a Deep Learning Neural Based System for Automated Case Analysis in Homeopathic Healthcare is a notable milestone in the process of combining artificial intelligence with conventional medical practices. The detailed data visualizations and analytical graphs give great and invaluable insights into the distribution of medicines, areas of key benefits, ingredient cost patterns, and brand-wise product changes. This kind of analysis grants the homeopathic practitioners an evidence-based understanding of the selection of the right remedy, the correlations of the patient's symptoms, and the efficacy of the treatment. The neural architecture of the system that combines the CNN and BiLSTM networks learns efficiently and effectively the complex relations between the symptoms and the remedies thus enabling accurate and automated case interpretation. This development leads not only to the reduction of manual diagnostic errors but also to the improvement of the accuracy and consistency of the prescriptions. The incorporation of interpretable AI modules also clarifies and makes it easier for practitioners to follow and comprehend the reasoning of each proposed remedy. The method indirectly promotes a more standardized and data-supported practice of homeopathy while at the same time, being true to the latter's holistic philosophy. This system, by linking the traditional healing principles with the state-of-the-art computational intelligence, provides homeopathic healthcare with the quality of being credible and reliable. Besides, it creates the opportunity for continuous learning through the gathering and polishing of data on a large scale. In the end, the research plays a big part in reforming homeopathy to be a more predictive, transparent, and efficient healthcare system that can produce better outcomes for both the patients and the practitioners.

REFERENCES

- [1] Doherty, R.; Pracjek, P.; Luketic, C.D.; Straiges, D.; Gray, A.C. The Application of Artificial Intelligence in Acute Prescribing in Homeopathy: A Comparative Retrospective Study. *Healthcare* 2025, 13, 1923. <https://doi.org/10.3390/healthcare13151923>
- [2] Makker, S. S., & Yadav, T. (2025). Leveraging Machine Learning for Evaluating Homeopathic Treatment Efficacy in Canine Parvovirus: A Retrospective Analysis of 118 Cases. *International Journal of High Dilution Research - ISSN 1982-6206*, 25(1), 61–62. <https://doi.org/10.51910/ijhdr.v25i1.1656>
- [3] Liu H, Tripathy RK. Machine Learning and Deep Learning for Healthcare Data Processing and Analyzing: Towards Data-Driven Decision-Making and Precise Medicine. *Diagnostics (Basel)*. 2025 Apr 21;15(8):1051. doi: 10.3390/diagnostics15081051. PMID: 40310409; PMCID: PMC12025807.
- [4] S. Ghosh and M. Thenmozhi, "Prediction of Ayurveda Herbs and its Benefits using CNN and MobileNet Algorithms in Deep Learning," 2024 4th International Conference on Intelligent Technologies (CONIT), Bangalore, India, 2024, pp. 1-4, doi: 10.1109/CONIT61985.2024.10626778.
- [5] Kumar A, Kaur J. (2024). Machine Learning and Deep Learning Based Healthcare System: A Review. *Clinical Case Reports & Studies*, BioRes Scientia Publishers. 5(6):1-5. DOI: 10.59657/2837-2565.brs.24.130
- [6] Singh, S. R., & Patil, A. D. (2024). Natural Language Processing (NLP) as an Artificial Intelligence Tool and its Scope in Prognostic Factor Research Model in Homeopathy. *Indian Journal of Integrative Medicine*, 4(2), 35-40. <https://mansapublishers.com/ijim/article/view/4527>
- [7] Prakash Muthuperumal, Dhivya Karmegam, Bagavandas Mappillairaju, Status of artificial intelligence and machine learning in Indian traditional medicine systems- A systematic review. *Journal of Medicinal and Pharmaceutical Chemistry Research*, 2024, 6(8), 1173-1187

- [8] Bera MN, Gupta A. Homoeopathy meets Machine learning: A systematic review of pattern recognition in patient constitutional types. *International Journal of Homoeopathic Sciences*. 2025;9(1):195-199.
- [9] Singh, S. R., & Patil, A. D. (2024). Natural Language Processing (NLP) as an Artificial Intelligence Tool and its Scope in Prognostic Factor Research Model in Homeopathy. *Indian Journal of Integrative Medicine*, 4(2), 35-40.
- [10] Makker, S. S., & Yadav, T. (2024). Integrating AI and ML for Enhanced Homeopathic Management of Canine Epilepsy. *International Journal of High Dilution Research - ISSN 1982-6206*, 24(1), 46–47. <https://doi.org/10.51910/ijhdr.v24i1.1503>
- [11] Batiha Iqbal M., Njadat Suhaib A., Batyha Radwan M. Amjed zaiqat, amer dababneh, shaher momani, design fractional-order PID controllers for single-joint robot arm model. *Int. J. Adv. Soft Comput. Its Appl.* 2022;14(2):96–114.
- [12] Ozcan T, Toprak AN, Aruk İ, Sahin O, Ozcan I. Applications of Deep Learning Techniques in Healthcare Systems: A Review. *J Clin Pract Res* 2024;46(6):527–536.
- [13] Vijay Kumar, Akhilesh Kumar, Shweta Kumari. (2024). Healthcare System Using Deep Learning: A Comprehensive Review of Advanced Machine Learning Applications. *Journal of Computational Analysis and Applications (JoCAAA)*, 33(08), 5291–5301.
- [14] Milenkovic, A.; Djordjevic, A.; Jankovic, D.; Rajkovic, P.; Edec, K.; Gric, T. Healthcare AI for Physician-Centered Decision-Making: Case Study of Applying Deep Learning to Aid Medical Professionals. *Computers* 2025, 14, 320. <https://doi.org/10.3390/computers14080320>
- [15] Chu H, Moon S, Park J, Bak S, Ko Y, Youn BY. The Use of Artificial Intelligence in Complementary and Alternative Medicine: A Systematic Scoping Review. *Frontiers in Pharmacology*. 2022 Apr 1;13
- [16] Teixeira MZ. "Similia Similibus Curentur": The scientific grounding of the homeopathic therapeutic principle through the systematic study of the rebound effect of modern drugs. *Clinics (Sao Paulo)*. 2022 Jul 31; 77:100091. doi: 10.1016/j.clinsp.2022.100091.
- [17] Mulyani, Asri & Kurniadi, Dede & Ahmad, M & Fatimah, Dini. (2021). Expert system development for homeopathy medicine. *IOP Conference Series Materials Science and Engineering*. 1098. 032058. 10.1088/1757-899X/1098/3/032058
- [18] Sarker G, Nasipuri M, Basu DK. A New Expert System on Homoeopathy using Concept Theory based Rule Induction. <http://dx.doi.org/101080/02564602199611416570>. 2015;13(1):17-20. doi:10.1080/02564602.1996.11416570
- [19] Parajiya T, Farkunde T, Popat MK, Professor A. A Survey on Applications of AI in Homeopathy. *Int J Adv Res Sci Commun Technol (IJARSCT)*. 2022;2(3). doi:10.48175/568
- [20] Alonso-Amo F, Grmez A, Lopez Gomez G, Montes C. 0957-4174(94)E0001-B An Expert System for Homeopathic Glaucoma Treatment (SEHO). *Expert Syst Appl*. 1995;8(1):89-99