

# River Monitoring System Using Raspberry PI

KeerthiVasan S  
*B.E, Electronics and Communication  
Engineering*  
National Engineering College,  
Kovilpatti  
1911078@nec.edu.in

Mugesh S  
*B.E, Electronics and Communication  
Engineering*  
National Engineering College,  
Kovilpatti  
1911033@nec.edu.in

Dinesh R  
*B.E, Electronics and Communication  
Engineering*  
National Engineering College,  
Kovilpatti  
1911411@nec.edu.in

Mr.T.Devakumar  
*Assistant Professor*  
*B.E, Electronics and Communication  
Engineering National Engineering College,  
Kovilpatti*  
tdkece@nec.edu.in

**Abstract**—To maintain the quality of the River's water, environmental regulations demand that the River's environmental state be monitored. Conductivity, dissolved o<sub>2</sub>, and microorganisms are measured manually using manual sensors. Additionally, a Secchi disc is used to measure turbidity roughly. Workers would survey the rivers located once a week from May to October to conduct testing. It takes many hours to complete the journey and data collection. Upon finishing, the collected data is sent to a web server. To sample bacteria, water is collected, and it is delivered to a laboratory nearby. Between each of these weekly cycles, there appears to be a lag in time and a danger that data will be misrecorded or lost. Due to these possibilities, the River-Keeper cannot fully assess the current state of the river and has little time to look into and address sources of poor water quality. Therefore, it's crucial to monitor water quality. To solve this challenge, we suggest an embedded technology that continuously checks the water quality and publishes the output data to a web UI, so that the customer can know about the status of the water, whether it is consumable or not.

**Keywords**—River Monitoring System, IoT, Water monitoring, internet of things, Message Queuing Telemetry Transport, cloudiot.

## I. INTRODUCTION

Globally, the problem of water pollution is becoming more and more important, and it is having a serious effect on both the environment and human health. Due to the time and resource requirements of traditional techniques of water quality monitoring, it is difficult to quickly and effectively identify and address water pollution. By providing real-time monitoring of water quality parameters, sensors, and remote sensing technologies offer a possible answer to this issue. This technology can deliver data on water quality that is more precise and effective, enabling the early identification and reduction of pollution. A more thorough understanding of the factors affecting water quality can be achieved by combining remote sensing with ecological water quality modeling, which are both useful techniques. The main causes of water pollution can be found and addressed, as opposed to only addressing the symptoms, by looking at the transfer function between sources of pollution and water quality. The construction of an automated water monitoring system with various pH, conductivity, turbidity, and dissolved oxygen sensors can significantly increase the precision and timeliness of data on water quality. IoT technology can be used in this system to create a widespread early warning system for portable water quality, enabling

quick detection and action in the event of water pollution. The protection of both human health and the environment depends on solving the problem of water pollution. It is possible to create more effective and efficient water quality monitoring systems by utilizing advancements in sensor and remote sensing technology and ecological water quality modeling. With the use of these technologies, water pollution's negative effects can be lessened and water resources can be safeguarded for future generations. Water pollution is a serious environmental issue that requires monitoring of various parameters. Manual collection and analysis of water samples are resource-intensive and time-consuming, making sensors a more efficient solution. A multi- sensor real-time water monitoring system can be used to monitor water quality, which varies depending on intended human use and environmental factors. The IoT concept can be used to connect and communicate with other items in the environment to enhance water quality monitoring. Maintaining current quality requirements and protecting fisheries and recreational use are typical water quality regulations.

## II. LITERATURE SURVEY

A water level sensor is used in the proposed system, an Internet of Things-based river quality monitoring system, used for real- time water level detection. The information is kept on a cloud server, and a remote dashboard shows the water levels. This approach might be helpful in disaster-prone places where water levels are a crucial factor in flood forecasting[1]. The mechanism for detecting water quality described in this paper is an Arduino development board with sensors that measure conductivity and water for temperature, turbidity, and pH. Through Bluetooth, the system transmits data to a smartphone and sends alerts for unusual values. Results indicate that the system is reliable and precise, making it a good choice for many water quality monitoring scenarios[2]. In this study, a low-cost approach to determining water quality is presented. It makes use of the signal conditioning IC, three sensors, and the ARM CORTEX M4F Microcontroller-Unit for scaling and collection of data. A microcontroller and Wi-Fi module is utilized and the information is transmitted to a cloud server. The association between temperature and pH is investigated once the sensors are calibrated using a standard solution. For the upcoming water quality research, the measured data is kept in a cloud database[3]. By building a monitoring

system for water management, an IoT system may be constructed to measure the quality of the water. Remote communication technology can aid in sending the data, and the Raspberry Pi can be utilized as an embedded system to help with the development of the detecting sensor device. The resulting real-time online water quality monitoring system powered by the Internet of Things (IoT) can function as an autonomous surface water monitoring system.[4]. The study suggests a cloud- and deep learning-based river monitoring system that predominantly checks the quality of water in water bodies to guarantee safe water delivery. To measure different water parameters, the system makes use of IoT devices like Node Micro-Controller-Unit and numerous sensors. Predictions about how usable water will be are made using deep learning algorithms. Fighting environmental problems and raising living standards are the goals of the system[5]. Based on the information provided, it appears that the existing system for monitoring water quality is primarily manual and relies on human intervention to take readings and collect samples for laboratory analysis. This approach can be time-consuming, inefficient, and may not provide real-time information on water quality. To address these limitations, an automated system could be implemented that uses sensors and other advanced technologies to continuously monitor water quality parameters and provide real-time data on water quality. This system could be integrated with a central control center, which could receive and analyze data from multiple sensors and devices, providing a comprehensive view of the water quality at various locations within the system. The system could also be designed to automatically detect and alert operators in case of any deviations from acceptable levels of water quality. Additionally, data from the automated system could be used to optimize treatment processes and ensure that the water meets the required quality standards. Overall, an automated system for monitoring water quality could provide several advantages over the existing manual system, including increased efficiency, accuracy, and real-time monitoring capabilities.

### III. METHODOLOGY

Our suggested system uses the appropriate sensors to analyze water parameters such as turbidity, pH, temperature, and ambient temperature & humidity. To produce the appropriate output, the above-mentioned sensors are connected to the digital and analog pins of the Arduino UNO. A serial interface, the Raspberry Pi 4 Model B, and Arduino UNO are now integrated. The Pi's serial port is used to access the output data. To read the data sent through the serial port, a straightforward Python script is utilized. The findings are then shown online when these data are sent to the cloud platform. Then we distribute the data to nodes or subscribers who have subscribed to the central node, using the Message Queuing Telemetry Transport server. The broker on the raspberry pi serves as a centralized node by disseminating data to all subscribing devices.

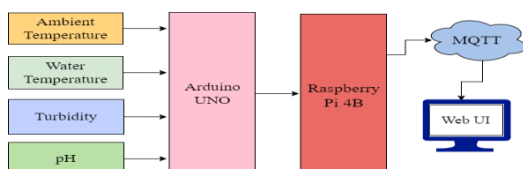


Fig. 1. Proposed system block diagram

Our system includes a Digital Temperature and Humidity11 sensor to gauge the temperature and humidity of the environment, as well as a DS18B20 sensor that analyzes water parameters and provides us with the temperature in degrees Celsius. We determine whether water is drinkable based on the pH sensor's ability to determine whether the water is acidic, neutral, or alkaline. The turbidity sensor measures the water's cleanliness. It reveals if anything is clear, cloudy, or unclean. The digital pins of the Arduino UNO are wired to the data pins of the Digital Temperature and Humidity11, turbidity, and water temperature sensors. Since the data pin of the pH sensor is attached to the analog pin of the Arduino, it is an analog sensor.

The proposed solution of using embedded technology to continuously monitor water quality and publish the output data to a web UI could be an effective way to improve the River- Keeper's ability to monitor the river's environmental state. This solution has several potential benefits, such as:

*A. Real-time monitoring:* The embedded technology can monitor water quality continuously, providing real-time data on the river's environmental state. This will enable the River-Keeper to detect any changes in the water quality immediately and take necessary action.

*B. Improved accuracy:* The manual sensors used currently have limitations that may lead to inaccuracies and inconsistencies in the data collected. The embedded technology can eliminate these limitations and provide accurate data.

*C. Reduced workload:* The proposed solution can reduce the workload of the River-Keeper as they will not have to manually collect data once a week. This will free up their time, enabling them to focus on identifying and addressing sources of poor water quality.

*D. Improved accessibility:* The web UI will enable easy access to water quality data, allowing interested parties to check the status of the river's environmental state at any time. This can increase transparency and accountability.

*E. Cost-effective:* The embedded technology can be cost-effective in the long run as it eliminates the need for manual sensors and reduces the frequency of lab testing.

The raspberry pi's Message Queuing Telemetry Transport (mosquitto) protocol is used to publish the output data from the Arduino to the Web UI. The data is uploaded to the Web using a straightforward Python program. Here, the publisher and subscriber concepts from MOSQUITTO were applied. Data is published by Mosquito utilizing topics. To get the data and transmit the data to the web UI, we must subscribe to the same topic on the subscriber end.

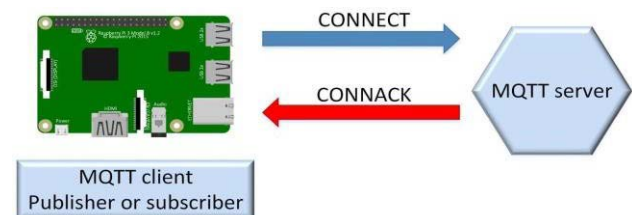


Fig. 2. Message Queuing Telemetry Transport



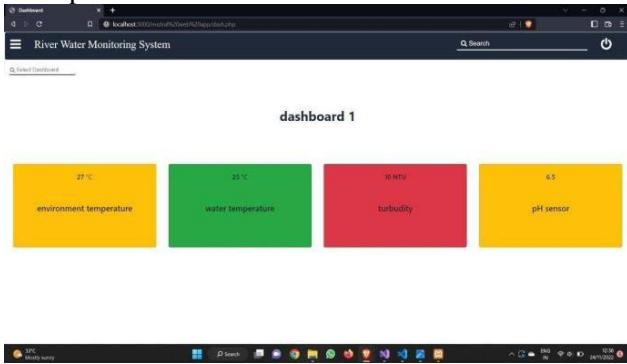


Fig. 6. Web UI output

TABLE 1. HISTORY OF SENSOR VALUES

Time	11:00	11:10	11:20	11:30
Environment Temperature (°C)	26	27	26	28
Water Temperature (°C)	25	27	25	26
Turbidity (NTU)	10	11	10	10
pH	6.5	7	7	8

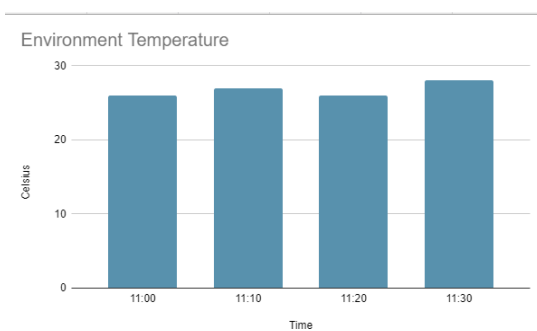


Fig. 7. Environment Temperature graph

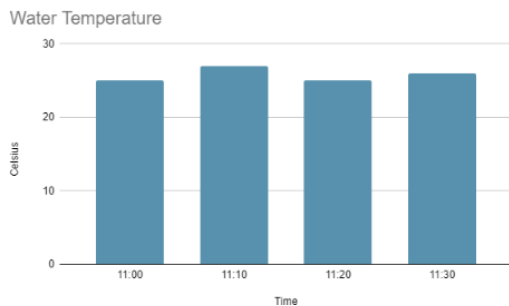


Fig. 8. Water temperature graph

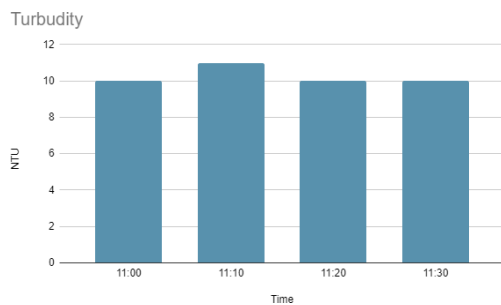


Fig. 9. Turbidity graph

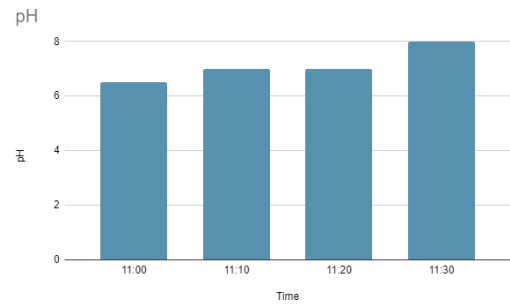


Fig. 10. pH graph

## V. CONCLUSION

The major objective of our work is to constantly evaluate the water quality 24/7 and the data will be sent to the web-based UI. The data also gets stored in the database to review the history. Our suggested system tells whether the water is consumable or not. Our system is more feasible and efficient as it shows more accurate values. In the future, our system can be enhanced with more sensors and we are planning to add a mobile application also.

## VI. ACKNOWLEDGEMENT

We acknowledge that this work is original and has not been published elsewhere nor is it currently under consideration for publication elsewhere

## REFERENCES

- [1] T.Perumal, M.N. Sulaiman, and C.Y. Leong, "Internet of Things (IoT) enabled water monitoring systems," In 2015 IEEE 4th Global Conference on Consumer Electronics (GCCE), IEEE, pp. 86-87, October, 2015.
- [2] C.Feng, J.Yuan, Y. Sun, and J.You, "Design of Water Quality Monitoring System," In 2020 International Conference on Artificial Intelligence and Computer Engineering (ICAICE), IEEE, pp. 264-267, October, 2020.
- [3] R.Kshirsagar, R. P. Mudhalwadkar, and S. Kalaskar, "Design and development of IoT based water quality measurement system," In 2019 3rd International Conference on Trends in Electronics and Informatics (ICOEI), IEEE, pp. 1199-1202, April, 2019.
- [4] R.P.N.Budiarti, A.Tjahjono, M. Hariadi, and M.H.Purnomo, "Development of IoT for automated water quality monitoring systems," In 2019 International Conference on Computer Science, Information Technology, and Electrical Engineering (ICOMITEE), IEEE, pp. 211-216, October 2019.
- [5] R.Manimegalai, "An IoT based smart water quality monitoring system using cloud," In 2020 International conference on emerging trends in information technology and engineering (ic-ETITE), IEEE, pp. 1-7, February, 2020.
- [6] Y. Wang, and F.Lv, "Design of water quality monitoring system based on NB-IoT technology," In 2022 3rd International Conference on Computer Vision, Image and Deep Learning & International Conference on Computer Engineering and Applications (CVIDL & ICCEA), IEEE, pp. 825- 828, May, 2022
- [7] Gomathy, V., Janarthanan, K., Al-Turjman, F., Sitharthan, R., Rajesh, M., Vengatesan, K., & Reshma, T. P. (2021). Investigating the spread of coronavirus disease via edge-AI and air pollution correlation. ACM Transactions on Internet Technology, 21(4), 1-10.
- [8] M.Xiaocong, Q.X. Jiao, and S.Shaohong, "An IoT-based system for water resources monitoring and management," In 2015 7th International Conference on Intelligent Human-Machine Systems and Cybernetics, IEEE. Vol. 2, pp. 365-368, August, 2015.
- [9] M.Sabari, P.Aswinth, T. Karthik, and B. Kumar, "Water quality monitoring system based on IoT," In 2020 5th International Conference on Devices, Circuits and Systems (ICDCS), IEEE, pp. 279-282, March 2020.

## International Conference on Recent Trends in Data Science and its Applications

DOI: rp-9788770040723.022

- [10] Dhanabalan, S. S., Sitharthan, R., Madurakavi, K., Thirumurugan, A., Rajesh, M., Avanimathan, S. R., & Carrasco, M. F. (2022). Flexible compact system for wearable health monitoring applications. *Computers and Electrical Engineering*, 102, 108130.
- [11] V. Gokul, and S. Tadepalli, "Implementation of a WiFi based plug and sense device for dedicated air pollution monitoring using IoT," In 2016 Online International Conference on Green Engineering and Technologies (IC-GET), IEEE, pp. 1-7, November 2016.
- [12] S. Sukaridhoto, R. W. Sudibyo, W. Sarinastiti, R. Dharmawan, A. Sasono, A. A. Saputra, and S. Sasaki, "Design and development of a portable low-cost COTS-based water quality monitoring system," In 2016 International Seminar on Intelligent Technology and Its Applications (ISITIA), IEEE, pp. 635-640, July 2016.
- [13] R. Shete, and S. Agrawal, "IoT based urban climate monitoring using Raspberry Pi," In 2016 International Conference on Communication and Signal Processing (ICCSP), IEEE, pp. 2008-2012, April 2016.
- [14] M. K. Amruta, and M. T. Satish, "Solar powered water quality monitoring system using wireless sensor network," In 2013 International Multi-Conference on Automation, Computing, Communication, Control and Compressed Sensing (iMac4s), IEEE, pp. 281-285 March, 2013.
- [15] N. Rapelli, A. Myakal, V. Kota, and P. R. Rajarapollu, "IOT based smart water management, monitoring and distribution system for an apartment", In 2019 International Conference on Intelligent Computing and Control Systems (ICCS), IEEE, pp. 440-443, May 2019.