

---

# Enhancement of Energy Efficiency in WSN Protocols for Precision in Agriculture

---

Pooja Sahni<sup>1</sup>, Rachna Manchanda<sup>2</sup>, Sukdeep Kaur<sup>3</sup>, Nidhi Chahal<sup>4</sup>, Rinkesh Mittal<sup>5</sup>  
(1-5)-Chandigarh engineering college, pooja.ece@cgc.edu.in

## Abstract:

Wireless sensor networks (WSN) advance technology and improve people's quality of life. Today, it is quite difficult to consider technology without a sensor network. Everywhere uses sensor networks to gather data for monitoring. We will focus on improving the energy efficiency in WSNs using various strategies in this study, and the effectiveness of the ELEACH protocol will be demonstrated by comparison with LEACH. The procedures' energy efficiency has been investigated and compared. The MATLAB Programme has been used to view the results. ELEACH could be improved in the future to use less energy.

**Index Terms**—Wireless Sensor Network (WSN); Cluster Head (CH); Low Energy Adaptive Clustering Hierarchy (LEACH)

## I. INTRODUCTION

In a wireless sensor network, each node is put in a distinct location. Some nodes are far from human access, making it difficult to change the node's battery on a regular basis. This issue is fixed by energy-efficient routing techniques, which also lengthen network lifetime. The emphasis on algorithms, protocols, and physical circuitry of sensor nodes can increase the lifetime of the sensor nodes. The three types of most popular routing algorithms include cluster-based algorithms, hop-to-hop transmission techniques, and direct transmission algorithms. Each time a network's sensor nodes access and process information, battery power is used.

Ad-hoc networks are highly developed networks that allow for the installation of nodes as needed. More advancements were made with the multi-hop network's introduction. The development age was the era of machine-to-machine communication. The three primary functions of all networks are sensing, computation, and data transcription. These activities drain the nodes' batteries. WSN needs an energy source to carry out all of these tasks. All sensor node modules come with their batteries already fitted.

Each sensor node in these wireless sensors' ad-hoc networks takes part in routing by sending data to other sensor nodes via the closest neighboring communication. Until the gateway is reached, without using a pre-defined infrastructure These gateways may be connected to other gateways through a bridge, either to expand data transmission to a region where sensor nodes cannot easily reach it or to integrate networks like the Internet.

## II. RELATED-WORK

Assembling of remote sensor hubs having adequate calculation and communicating/getting abilities are accessible at this point. Subsequently many hubs can be sent in an organization for any expected application. These sensor hubs have a restricted power which should be used in extremely exact way to expand hub's life. Presumably effective circuit is important for productive utilization of energy, nonetheless, directing convention running on the organization assumes an imperative part in transmission capacity utilization, security and energy protections too (taking into account WSN's). To check with these requirements, at first direct transmission approach [1] was talked about . In direct transmission, a hub sense information from its current circumstance and sends it directly to base station. Purpose for early expiry of closer hubs is directing of all information traffic to base station. Also, sending majority of detected information from every hub utilize a lot of energy. To conquer this issue, idea of Coordinated Dispersion was presented that examine information handling and spread [2]. Estrin et. al [3] worked on a hierarchical clustering mechanism dealing with asymmetric communication for power saving in sensor nodes. M. Tahiret.al [21] [7, 8] introduces connect quality measurement to isolate an organization into three coherent bits bringing about lower directing above. Creators of [9, 10] states that hubs having high starting energy will be chosen as bunch heads (if there should be an occurrence of heterogeneous sensor organizations). While concurring [11, 12, 13] any hub that exist in organization can be chosen as a group head. PEGASIS [15] are noticeable directing procedures for remote sensor organizations. Principal method of choosing a group head was given by Filter and that is additionally improved by SEP and DEEC. Q-LEACH [16] streamline network life season of homogenous remote sensor organization. [18] gives a de-followed examination on various variations of Filter as A-LEACH, S-LEACH and M-Filter regarding energy effectiveness and applications. Creators of [17] upgrades SEP with regards to heterogeneity. They proposed model that gives three level heterogeneity. Though [19] gives another convention that works better compared to SEP as far as organization security and life time having two level heterogeneity. T.N. Qureshiet. Al [20] changed DEEC convention as far as organization soundness, throughput as well as organization life time.

## III. PROPOSED WORK

Wireless sensor network has gained popularity among the research community due to its various features. It is

deployed in a wide range of applications such as industry, medical domain, agriculture, etc. In [1], the author had deployed a wireless sensor network to enhance the fertility of the soil i.e. a WSN based irrigation system was developed. The author performs the irrigation related decision by deploying various sensors in the field. Along with this, the cluster head selection scheme that was utilized evaluates the decision on the basis of the energy of the nodes. It means that the energy was the only factor that was considered for measuring the eligibility of a node for becoming a CH. Thus, on the basis of these observations, it is concluded that the traditional work lacks at various points as follows:

- The cluster head selection criteria were not as efficient as only the energy of the nodes is considered for measuring the eligibility of the nodes.
- The sensed data was stored on the sink node thus to operate the system by sitting far away was not possible enough.

In the current framework, a novel methodology is developed, with WSN serving as the main innovation (Remote Sensor Organization). The CH (Cluster Head) determination scheme is additionally updated in the proposed work by increasing the number of boundaries. The factors taken into account include the hubs' energies, their separation from one another, and their distances from sink hubs. The energy of the hubs is given a lot of weight, and this is done to increase the organization's precision and longevity.

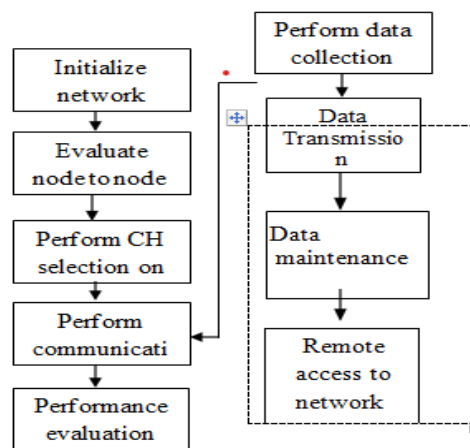


Figure 1: Proposed Frameworks

- Step 1. The First step is to initialize the network by defining the various parameters such as the area of the network, initial energy of the nodes deployed in the network. on the basis of the defined parameters, the network is deployed.
- Step 2. In this step, the distance from the candidate node to its adjacent nodes and from the candidate node to the sink node is evaluated.
- Step 3. On the basis of the evaluated weight values, select the cluster head.
- Step 4. While initialization of the network, simultaneously perform data collection from the sensors.
- Step 5. After collecting the data, the collected data is transmitted to the server from sensors for further processing. On the server side, the received data is stored and maintained properly for future use. Here, the remote access to the data is provided to the user in order to take the decisions regarding the irrigation of the crops in the field.
- Step 6. On the basis of the collected data from the sensors, the communication takes place among deployed sensors and base station.
- Step 7. The Last step in this process is to perform the evaluation of the proposed work and network in terms of the lifetime of the network.

## IV. RESULTS AND EXPERIMENTS

MATLAB is a modelling environment with an undisputedly clear, powerfully written language that supports practical, object-centered, and event-coordinated models. It is crucial for computations involving several numbers, explicit calculations involving network applications, and simple polynomial math. Information perception has benefited greatly from MATLAB's short and expressive punctuation, as well as the many predefined tools that create a special environment ideal for rapid prototyping with little overhead. Be that as it may, MATLAB isn't simply a prearranging language for fast and messy calculations. Most recent renditions have inspected a power increment for the help of huge scope, profoundly organized code to match the dialects like C++, Java and numerous others.

## V. EXPERIMENTAL ANALYSIS

The comparison investigation of LEACH and Extended LEACH is displayed in diagram. The examination is finished for network lifetime. The graph makes sense of that the organization with high energy have more lifetime in contrast with the network with lower energy. As seen from the graph, when the underlying energy is set to 0.2 joule

then the organization lifetime of LEACH is close to by 200 rounds though for proposed work it ranges to the 1100 adjusts around. At the point when the energy level is set to the most noteworthy for example 0.9 then the network lifetime of the proposed component is higher for example it works till 4500 rounds though the LEACH exhaust after 1500 rounds. The noticed raw numbers are adjusted in table 1.1

Table 1.1 Proposed network lifetime concerning first node dead

Energy	LEACH	ExtendedLEACH
0.1	117	506
0.2	301	1016
0.3	470	1501
0.4	618	2062
0.5	788	2492
0.6	955	2989
0.7	1115	3499
0.8	1283	3962
0.9	1433	4438

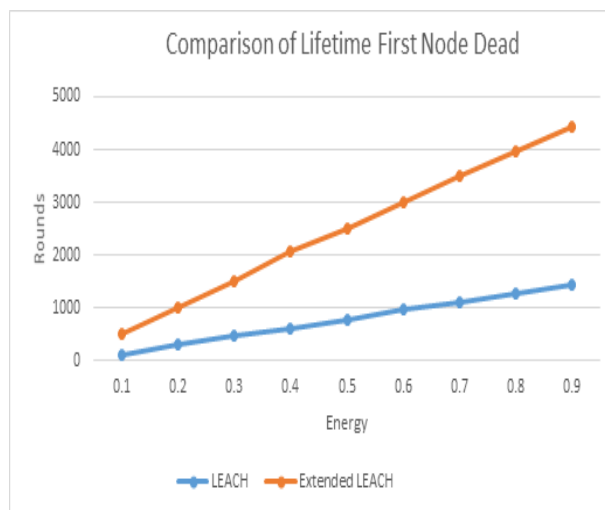


Figure 2. Comparison analysis of network lifetime in terms of first node dead

Additionally, the diagram in figure 2 makes the analysis of network lifetime with relation to the network's final dead nodes clear. The diagram makes it clear that the last node dead in the Extended LEACH approach is located at 2000 rounds with a slower energy flow at the hubs, for instance 0.2. The last hub to die is around 8200 adjustments away at the moment where energy levels increase to 0.5. The final dead hub is located near the end of 15000 rotations and is quite low energy at 0.9 joules. For conventional schemes, the longest network lifetime has been documented up to 2,000–3,000 rotations. Table 1.2 shows the perceptions of the diagram.

Table 1.2 proposed network lifespan as measured by the last dead node

Energy	LEACH	Extended LEACH
0.1	399	1750
0.2	635	3461
0.3	1154	5496
0.4	1344	7169
0.5	1736	9031
0.6	1983	10778
0.7	2458	12032
0.8	2516	13635
0.9	2966	15286

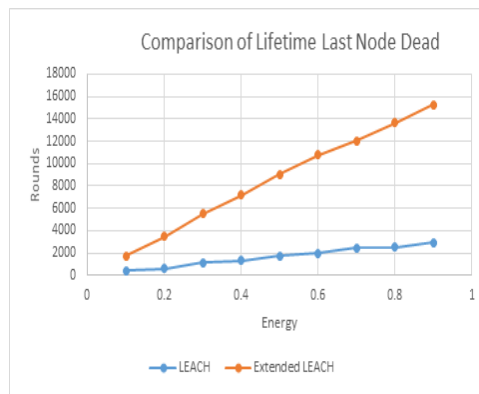


Figure 3: Comparison analysis of network lifetime in terms of last node dead

## VI. CONCLUSION

As we probably are aware WSN (wireless sensor network) plays a basic part in different spaces where the getting of information from general conditions is the significant errand. The simulation of the proposed work is finished based on the different measure of beginning energy of the sensors concerning the primary hub dead and last hub dead. The results imply that the suggested framework is very easy to access because there is no need for a specific range, it generates extraordinarily helpful yields, and it causes a reduction in water consumption. The suggested work has been thoroughly examined using the conventional LEACH protocol, and it has been determined that it is more effective than conventional protocols in terms of network lifetime.

### Future Scope

While the performance of the proposed work is very subjective yet at the same time changes are conceivable in not so distant future. These strategies can characterize the constant worth in the climate. The more examination should be possible to diminish the information blockage and energy utilization in the network. Alongside this improving the framework's reliability is likewise system reliability.

### References

1. Sandeep Kaur, Deepali, "An automatic irrigation system for different crops with WSN", IEEE, 2017 pp 407-411.
2. Jin Wei and Gihan J. Mendis, "A Deep Learning-Based Cyber-Physical Strategy to Mitigate False Data Injection Attack in Smart Grids", IEEE, 2016.
3. Peng Zhang, Qian Zhang, Fusheng Liu, Changqing Song, "The Construction of the Integration of Water and Fertilizer Smart Water Saving Irrigation System Based on BigData", IEEE, International Conference on Computational Science and Engineering, 2017.
4. Won-Ho, Nam, Taegon Kim, Eun-Mi Hong, Jin-Yong Choig, Jin-Taek Kim, "A Wireless Sensor Network (WSN) application for irrigation facilities management based on Information and Communication Technologies (ICTs)", Elsevier, 2017 vol 143, pp 185-192.
5. Zhang, D.; Li, G.; Zheng, K.; Ming, X.; Pan, Z. An energy-balanced routing method based on forward-aware factor for wireless sensor networks. *IEEE Trans. Ind. Inform.* 2014, 10, 766–773.
6. Sobrinho, J.L. Correctness of routing vector protocols as a property of network cycles. *IEEE Trans. Netw.* 2017, 25, 150–163.
7. Mouapi, A.; Hakem, N. A new approach to design autonomous wireless sensor node based on RF energy harvesting system. *Sensors* 2018, 18, 133.
8. Zhang, Y.; Liu, M.; Liu, Q. An energy-balanced clustering protocol based on an improved CFSFDP algorithm for wireless sensor networks. *Sensors* 2018, 18, 881.
9. Bahbahani, M.S.; Alsusa, E. A cooperative clustering protocol with duty cycling for energy harvesting enabled wireless sensor networks. *IEEE Trans. Wirel. Commun.* 2018, 17, 101–111.
10. Ma, T.; Hempel, M.; Peng, D.; Sharif, H. A survey of energy-efficient compression and communication techniques for multimedia in resource constrained systems. *IEEE Commun. Surv. Tutor.* 2013, 15, 963–972.
11. Shen, J.; Wang, A.; Wang, C.; Hung, P.C.K.; Lai, C. An efficient centroid-based routing protocol for energy management in WSN-assisted IoT. *IEEE Access* 2017, 5, 18469–18479.
12. Sohn, I.; Lee, J.; Lee, S.H. Low-energy adaptive clustering hierarchy using affinity propagation for wireless sensor networks. *IEEE Commun. Lett.* 2016, 20, 558–561.
13. Zhao, Z.; Xu, K.; Hui, G.; Hu, L. An energy-efficient clustering routing protocol for wireless sensor networks based on AGNES with balanced energy consumption optimization. *Sensors* 2018, 18, 3938.
14. Heinzelman, W.R.; Chandrakasan, A.; Balakrishnan, H. Energy-efficient communication protocol for wireless microsensor networks. In *Proceedings of the 33rd Annual Hawaii International Conference on System Sciences (HICSS)*, Maui, HI, USA, 7 January 2000; pp. 1–10.

15. Roy, N.R.; Chandra, P. A note on optimum cluster estimation in LEACH protocol. *IEEE Access* 2018, 6, 65690–65696. Hosen, A.; Cho, G. An energy centric cluster-based routing protocol for wireless sensor networks. *Sensors* 2018, 18, 1520.
16. Sharma, D.; Bhondekar, A.P. Traffic and energy aware routing for heterogeneous wireless sensor networks *IEEE Commun. Lett.* 2018, 22, 1608–1611.
17. Kaur, T.; Kumar, D. Particle swarm optimization-based unequal and fault tolerant clustering protocol for wireless sensor networks. *IEEE Sens. J.* 2018, 18, 4614–4622.
18. Behera, T.M.; Samal, U.C.; Mohapatra, S.K. Energy-efficient modified LEACH protocol for IoT application *IET Wirel. Sens. Syst.* 2018, 8, 223–228.
18. Alnawafa, E.; Marghescu, I. New energy efficient multi-hop routing techniques for wireless sensor networks: Static and dynamic techniques. *Sensors* 2018, 18, 1863. [CrossRef] [PubMed]
19. Jadoon, R.; Zhou, W.; Jadoon, W.; Ahmed Khan, I. RARZ: Ring-zone based routing protocol for wireless sensor networks. *Appl. Sci.* 2018, 8, 1023. [CrossRef]
20. Tarhani, M.; Kaviani, Y.S.; Siavoshi, S. SEECH: Scalable energy efficient clustering hierarchy protocol in wireless sensor networks. *IEEE Sens. J.* 2014, 14, 3944–3954. [CrossRef]
21. Tanwar, S.; Tyagi, S.; Kumar, N.; Obaidat, M.S. LA-MHR: Learning automata based multilevel heterogeneous routing for opportunistic shared spectrum access to enhance lifetime of WSN. *IEEE Syst. J.* 2019, 13, 313–323.

#### Biography:-



<sup>1</sup>**Dr. Pooja Sahni** is working as Professor in ECE Department at Chandigarh Engineering College, CGC, Landran. She has more than 30 publications to her credit in referred international journals and has presented more than 15 papers in international and national conferences. She has also filed more than 10 Patents and also completed 3 Sponsored Projects. Her main research interest includes wireless communication.



<sup>2</sup>**Dr. Rachna Manchanda** is an assistant professor working in Chandigarh Engineering College in ECE department and having an experience of 15 years. She has published many research papers in various international journals. Her areas of interest are wireless communication, VLSI and soft computing.



<sup>3</sup>**Dr. Sukhdeep Kaur** is having 21 Years of experience and presently working as Professor in ECE Dept. at CGC, Landran. She has more than 40 publications to her credit in referred international journals and has presented more than 15 papers in international and national conferences. Her main research interest includes Antennas Design and Wireless communication.



<sup>4</sup>**Nidhi Chahal** is currently working as an Assistant Professor at the Department of Electronics and Communication Engineering. She has more than 15 research papers in reputed National and International Conferences and Journals. She has 11 years of academic experience. Ms. Nidhi Chahal's interest areas include VLSI Design, Embedded System Design and Digital System Design.



<sup>5</sup>**Dr. Rinkesh Mittal** is a professor working in Chandigarh Engineering College in ECE department and having an experience of 18+ years. He has published more than 50 research papers in various international journals. His areas of interest are wireless communication, Antenna & networking.